

POTENTIAL BARRIERS AND CHALLENGES TO GLOBAL NETWORKING: LESSONS FROM RECENT ADEE MEMBER SURVEY

May 9, 2017

Eugene L. Anderson, Ph.D.
Anderson Policy Consulting

Methodology

- Survey developed with ADEE Survey Working Group
- Online survey launched: 22 June, 2016
- Emailed to 116 ADEE member schools
- 85 responses (including 7 non-members)= RR 67.5%

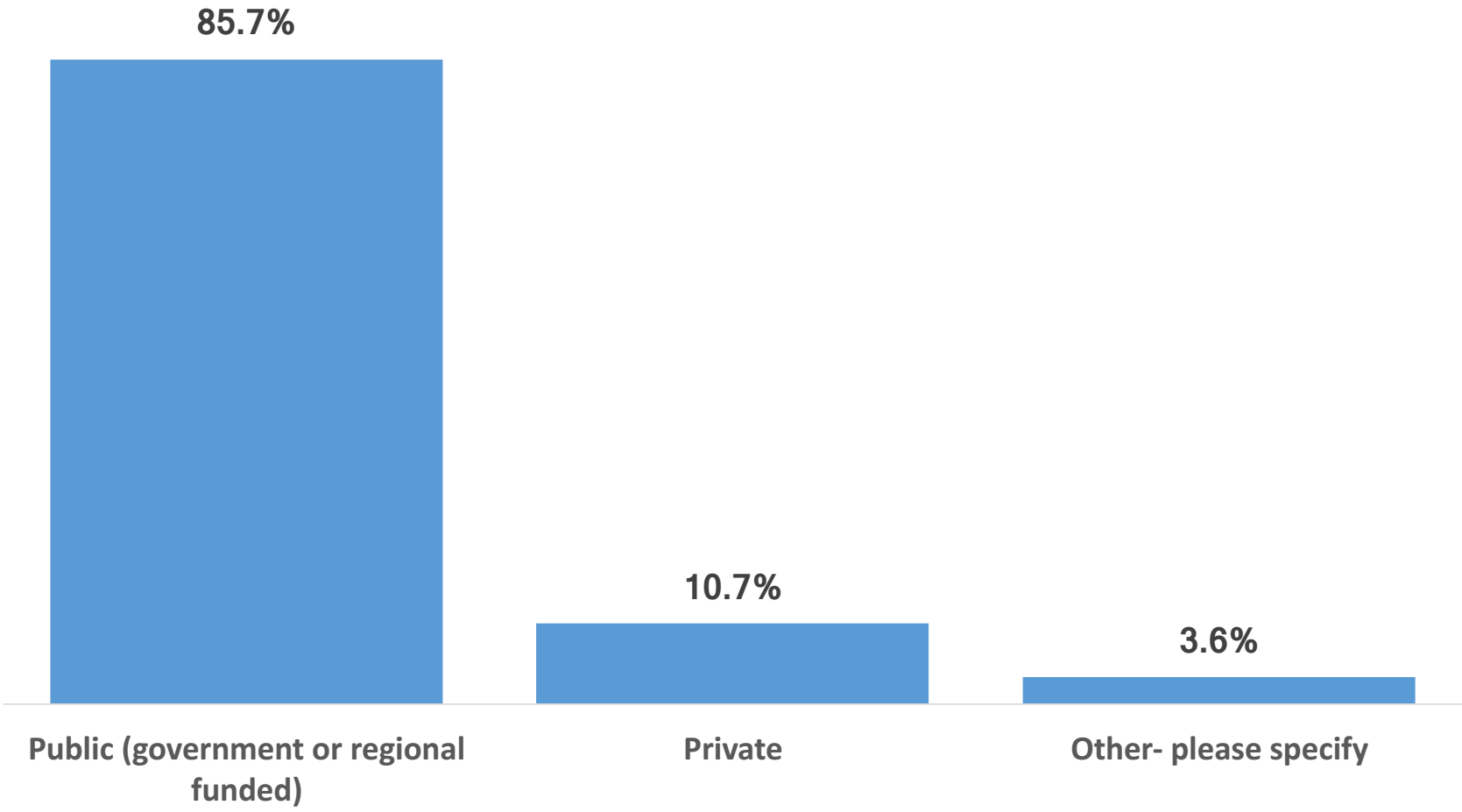
Country	No. of Dental Schools as per CED Manual 2015	No. of ADEE Member Dental Schools Surveyed (2016)	Surveys Submitted	% of Dental Schools in Analysis
Denmark	2	2	2	100%
Lithuania	2	2	2	100%
Estonia	1	1	1	100%
Iceland	1	1	1	100%
Latvia	1	1	1	100%
Malta	1	1	1	100%
Slovenia	1	1	1	100%
Finland	4	4	3	75%
<i>UK</i>	<i>16</i>	<i>17</i>	<i>12</i>	<i>75%</i>
Croatia	3	2	2	67%
Netherlands	3	3	2	67%
Norway	3	3	2	67%
Portugal	7	4	4	57%

Country	No. of Dental Schools as per CED Manual 2015	No. of ADEE Member Dental Schools Surveyed (2016)	Surveys Submitted	% of Dental Schools in Analysis
Hungary	4	2	2	50%
Switzerland	4	2	2	50%
Sweden	4	3	2	50%
Greece	2	2	1	50%
Ireland	2	2	1	50%
<i>Germany</i>	<i>30</i>	<i>25</i>	<i>14</i>	<i>47%</i>
<i>Italy*</i>	<i>34</i>	<i>7</i>	<i>14</i>	<i>41%</i>
Spain	17	7	5	29%
Belgium	5	2	1	20%
France	16	4	3	19%
Romania	13	4	2	15%
Poland	10	2	0	0%
Bulgaria	3	1	0	0%
Austria	4	1	0	0%
Turkey	Not available	5	3	
Serbia	Not available	2	1	
Russia	Not available	2	0	
Bosnia & Herzegovina	Not available	1	0	
Total	193	116	85	44%

3 Key Findings


- As diverse as nations in Europe.
- Curricular variation, but many show alignment with *The Framework for a Dental Programme* suggested by ADEE .
- Different terminology and definitions are key to understanding similarities and differences.

INSTITUTION TYPE AT RESPONDENT DENTAL SCHOOLS IN EUROPE



INSTITUTION TYPE AT RESPONDENT DENTAL SCHOOLS IN EUROPE

85.7%



Public (government or regional funded)

10.7%



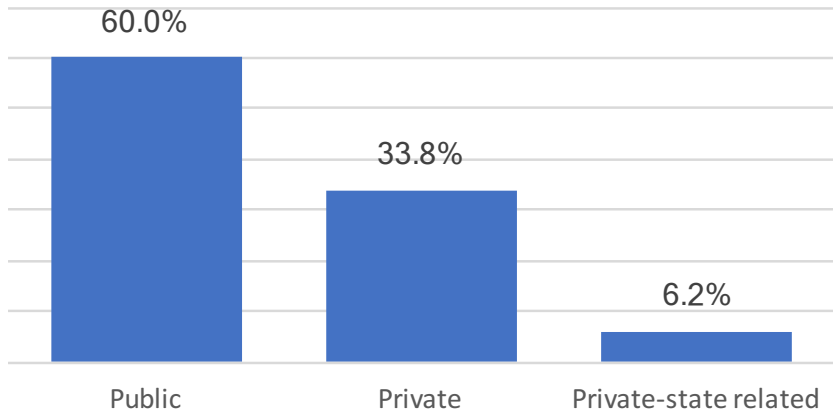
Private

3.6%



Other- please specify

USA Dental Schools



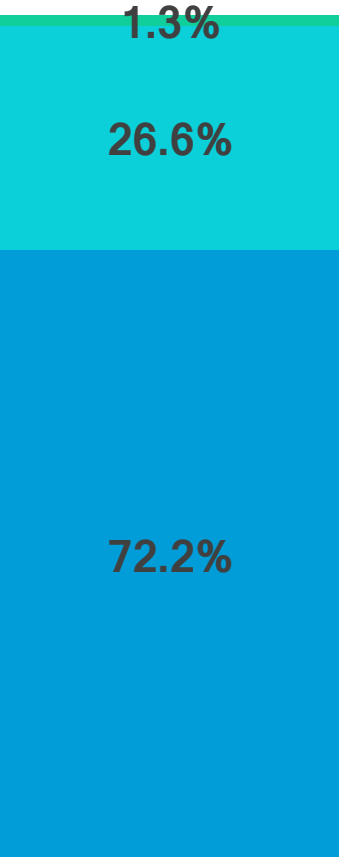
Public

Private

Private-state related

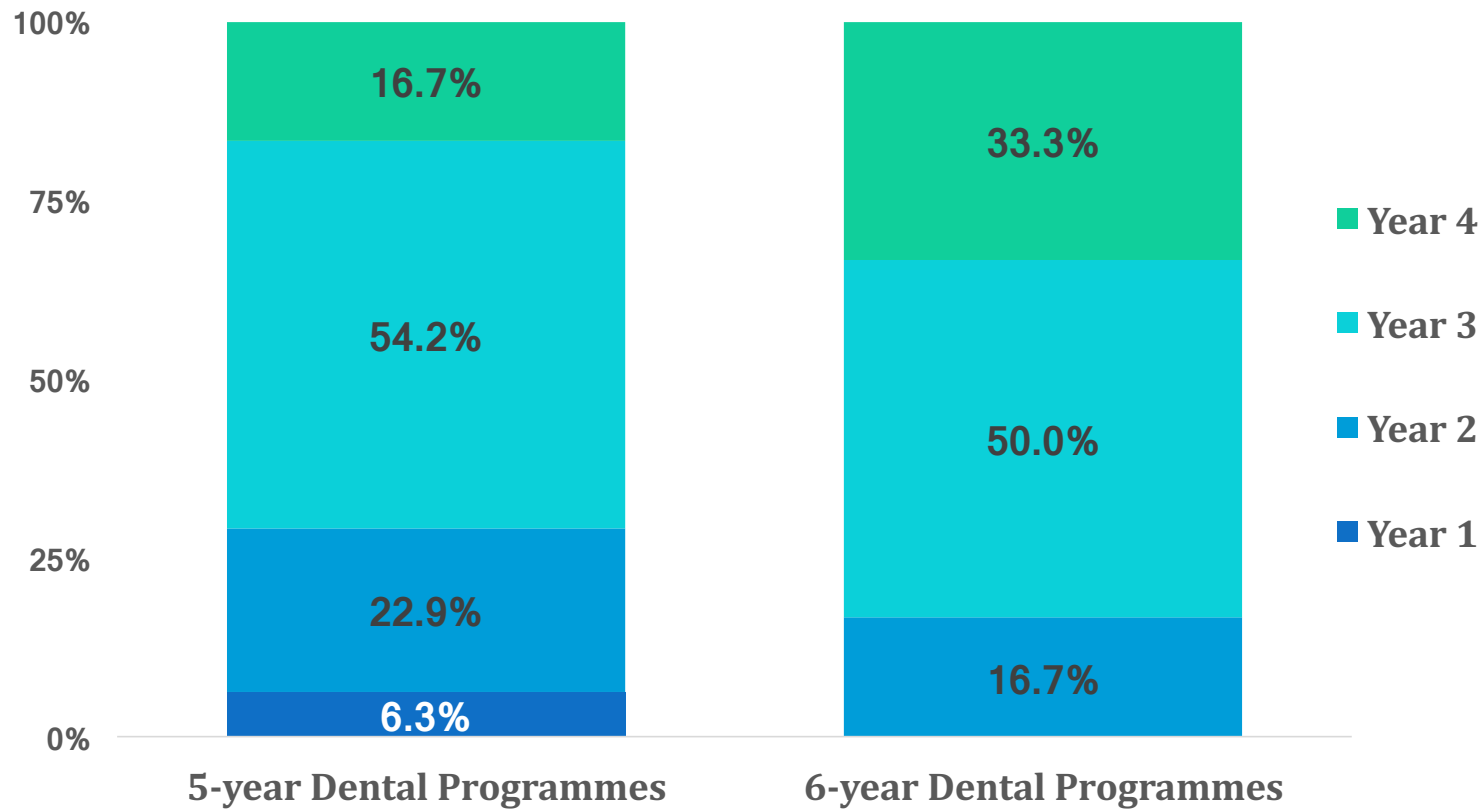
**YEARS REQUIRED FOR DENTAL SURGERY/DENTISTRY DEGREE AT
RESPONDENT DENTAL SCHOOLS IN EUROPE**

100%
75%
50%
25%
0%



- 8 years
- 6 years
- 5 years

YEAR DENTAL STUDENTS BEGIN TREATING PATIENTS BY LENGTH OF PROGRAMME AT RESPONDENT DENTAL SCHOOLS

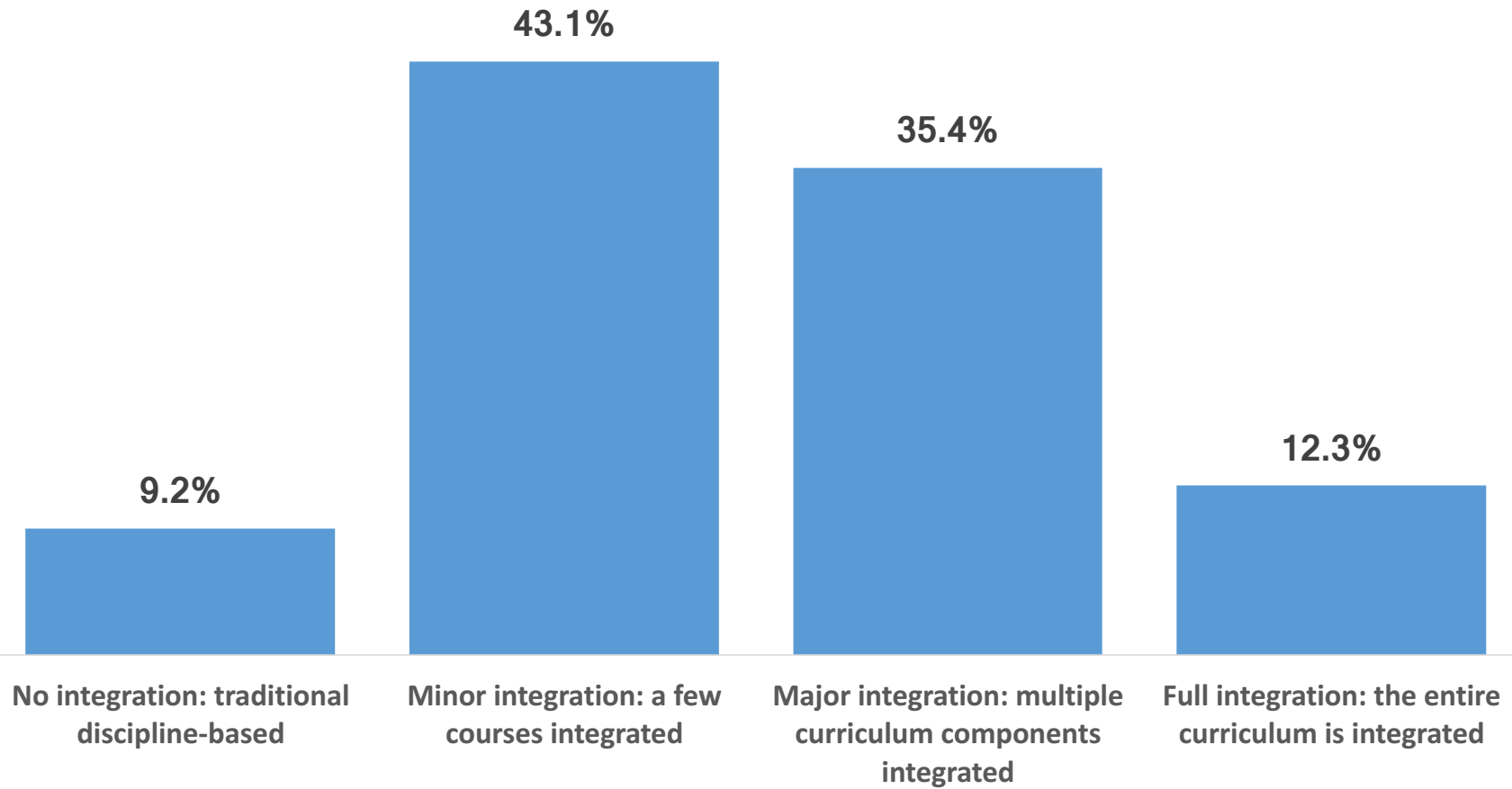


LEVEL OF CURRICULUM INTEGRATION AT RESPONDENT DENTAL SCHOOLS IN EUROPE

50%

25%

0%



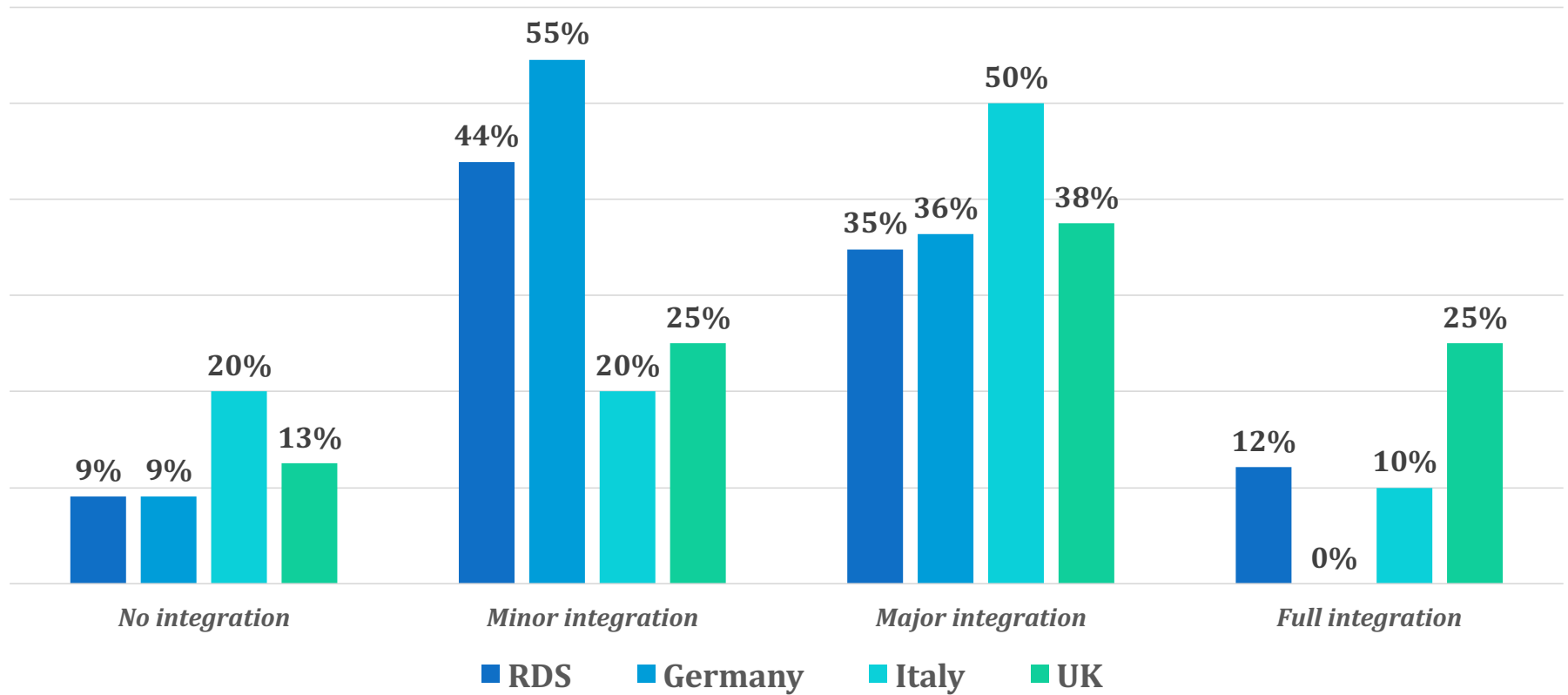
No integration: traditional discipline-based

Minor integration: a few courses integrated

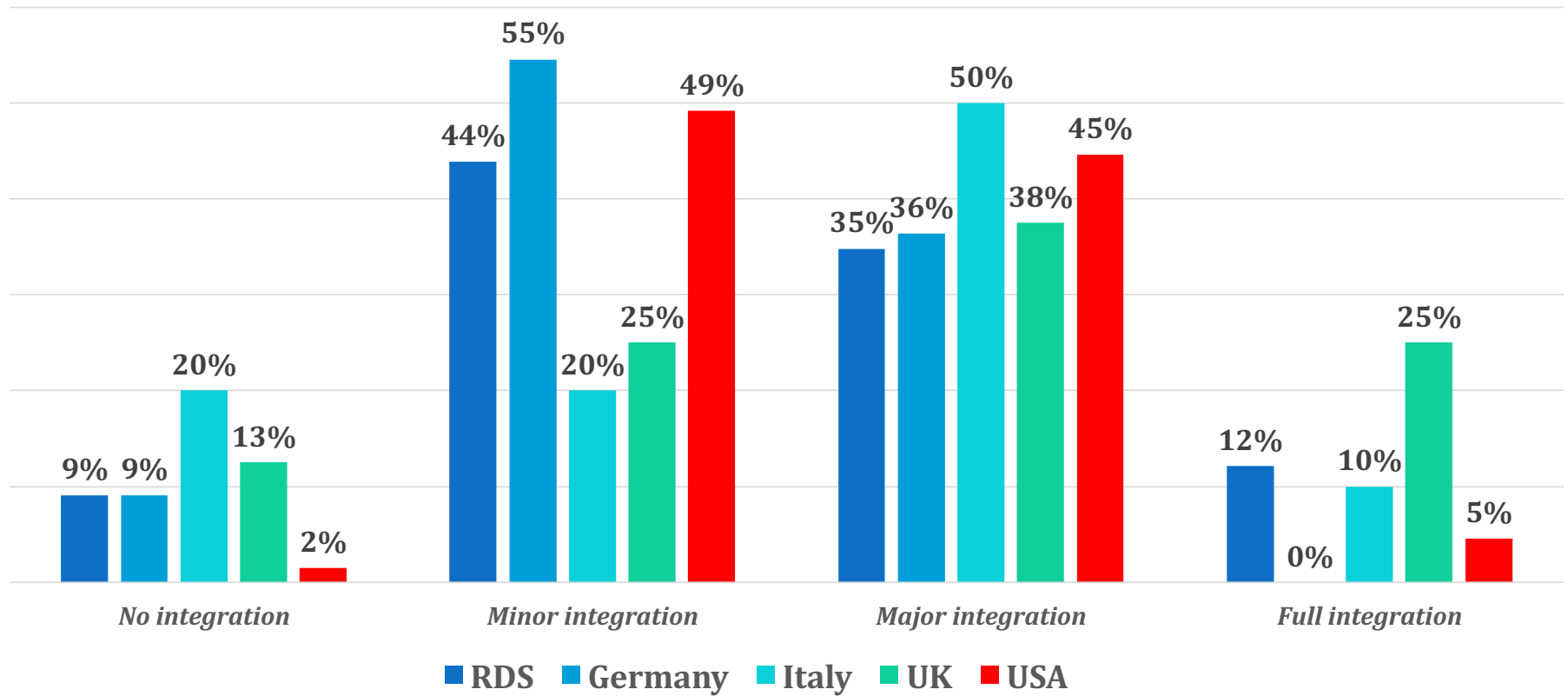
Major integration: multiple curriculum components integrated

Full integration: the entire curriculum is integrated

LEVEL OF CURRICULUM INTEGRATION AT RESPONDENT DENTAL SCHOOLS (RDS) IN EUROPE BY SELECT COUNTRIES



LEVEL OF CURRICULUM INTEGRATION AT RESPONDENT DENTAL SCHOOLS (RDS) IN EUROPE BY SELECT COUNTRIES PLUS USA



Clinical Skills Tools

■ **Advanced Simulation:**

- *Not Utilized: 20% RDS (ADEE) / 17% USA*
- *Partially Implemented 29% USA / 22% RDS (ADEE)*
- *40% RDS (ADEE) Developing or Pilot Project & 46% USA Fully Implemented*

Curriculum Management Tools

- **Learning Management System**

- *Fully Implemented: 85% USA / 17% RDS (ADEE)*

- **Lecture Capture**

- *Fully Implemented: 49% USA / 19% RDS (ADEE)*

Student Work Tools

■ Digital Textbooks and Manuals

- *Not Utilized: 15% RDS (ADEE) / 12% USA*
- *64% RDS (ADEE) Developing or Pilot Project & 51% USA Partially Implemented*

■ Required laptop/mobile devices

- *Not Utilized: 17% RDS (ADEE) / 15% USA*
- *Fully Implemented: 72% USA / 21% RDS (ADEE)*

Patient Care Tools

- **Digital Radiography:**

- *Not Utilized: 54% RDS (ADEE) / 0% USA*

- *Fully Implemented: 95% USA / 5% RDS (ADEE)*

- **Electronic Health Records**

- *Fully Implemented: 88% USA / 11% RDS (ADEE)*



Eugene L. Anderson, Ph.D.
Anderson Policy
Consulting

eugene.and@gmail.com